

Zeta 10 Series - Tunable White Version (ColorFlip™)



10-inch aperture high lumen atria with lumen output 4439 – 15596m.
- ColorFlip™

Utilize latest flip chip technology for optimum efficacy, delivering consistent high lumen output with 105LPW at CRI85+ when color tuning from 2700K to 6500K. Compatible to all 0-10V and DMX dimming controls.

Standard version available, please refer to Standard spec sheet for more details.



Quantity		Type	
Project		Note	

Delivered Lumens*

ColorFlip™	2700K	3000K	3500K	4000K	4500K	5000K	5700K	6500K	*Lumen Multiplier
DMX CCT Signal (%)	0%	10%	25%	45%	60%	70%	85%	100%	30° 1.05
0-10V CCT Voltage	0	1	2.5	4.5	6	7	8.5	10	45° baseline
140W	10626 lm	11224 lm	11836 lm	11191 lm	12337 lm	12226 lm	12114 lm	12017 lm	55° 0.95
115W	8013 lm	8464 lm	8925 lm	9303 lm	9376 lm	9219 lm	9135 lm	9062 lm	
80W	5683 lm	6003 lm	6331 lm	6598 lm	6651 lm	6539 lm	6479 lm	6427 lm	
45W	3258 lm	3442 lm	3629 lm	3783 lm	3813 lm	3749 lm	3715 lm	3685 lm	
CRI	85	86	87	88	88	87	86	85	

Electrical System

- 45W, 80W, 115W, 140W
- Power Input: Universal (120-277V)
- Operating Temperature: -13°F~112°F
- Surge Protection: 4KV
- Remote Emergency Pack: Bodine BSL20LV

LED Technology

- ColorFlip™ (Tuning White: 2700K ↔ 6500K)
- 85+ CRI
- Beam Angle: 30°, 45°, 55°
- Rated Life > 60,000 Hours (L70)

Advanced Dimming

(Proprietary VX Driver is incorporated to all dimming options for video flicker-free lighting)

- DMX: high resolution dims to 0.1% (2 channel)
(Supports ANSI E1.20 RDM protocol)
- Superior 0-10V: dims to 1% (2 channel)
1 channel control dimming, 1 channel control CCT.

Housing

- Diameter: 9.4" (238mm)
- Height: 20.5" (520mm)
- Material: Aluminum
- Weight: 25 lbs
- Color Trim Options

Mounting

- Stem 2ft or 4ft
- Adjustable Aircraft Cable 10ft

Warranty

- 5 year limited warranty

Listing

- ETL Listed
- FCC
- CE



Zeta 10 Series - Tunable White Version (ColorFlip™)

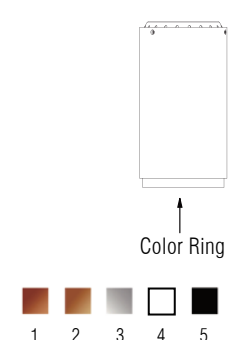


How To Specify:

Ordering Example: ZS10-80-TNW-U-DMX-45-4-W-AD10

4-5 weeks lead time on over 75% of specifications.

Model	Wattage	CCT / CRI	Voltage	Dimming
ZS10			U	
ZS10 Zeta 10	45 45W 80 80W 115 115W 140 140W	TNW 2700K - 6500K	U 120-277V	SPV Superior 0-10V dims to 1% DMX DMX dims to 0.1% (XLR Sockets) DMX(RJ45) DMX dims to 0.1% (RJ45 Sockets)

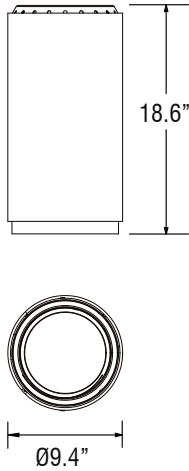
Beam Angle	Color Ring	Finish	Mounting	Accessories
30 30° 45 45° 55 55°	<ol style="list-style-type: none"> Copper Color Ring Gold Color Ring Silver Color Ring White Color Ring Black Color Ring 	B Black W White	ST2 Stem 2ft ST4 Stem 4ft AD10 Adjustable Cable 10ft	SPD¹ Surge Protector EMP Remote Emergency Pack

¹ Surge protector for up to 10KV. Applicable for unstable mains or facilities using high power machineries.

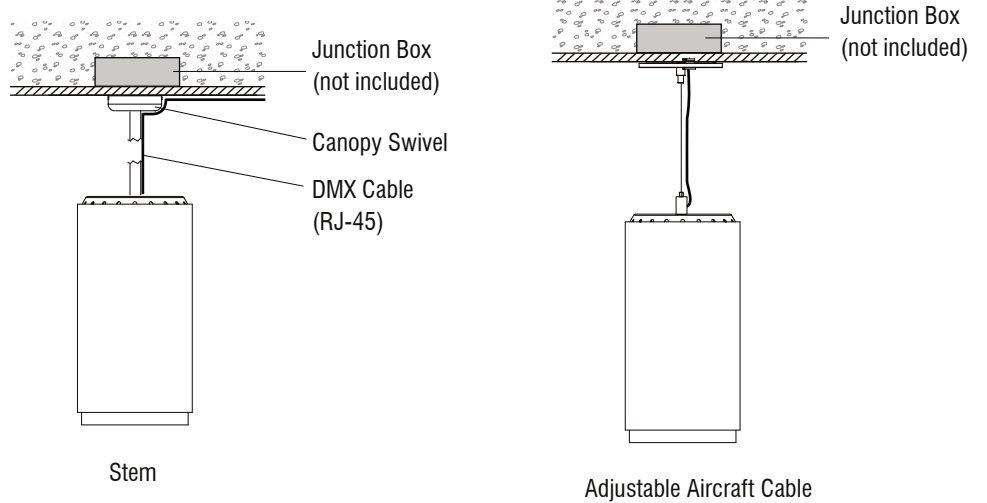
Zeta 10 Series - Tunable White Version (ColorFlip™)



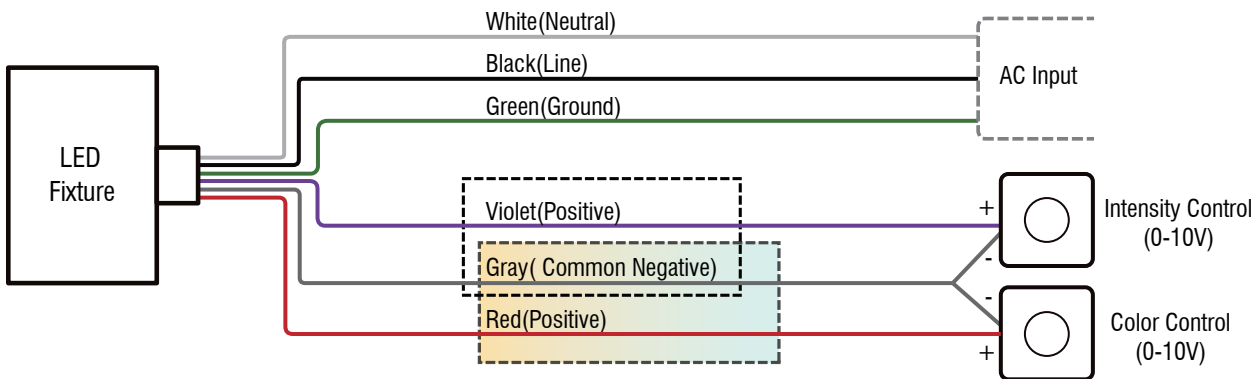
Dimensions



Mounting Options



Superior 0-10V Wiring Diagram

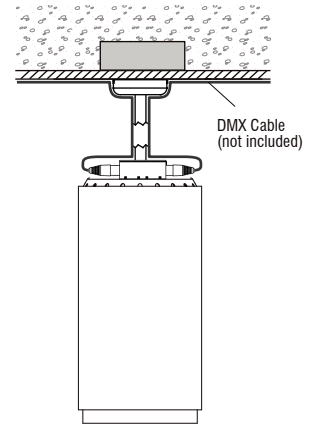


Zeta 10 Series - Tunable White Version (ColorFlip™)



DMX Requirements*

Each Zeta 10 DMX unit has TWO CHANNELS per fixture (1 to control intensity, 1 to control color).
 Fixture will be controlled by DMX number controlling intensity.
 We do not recommend more than 15 fixtures per DMX daisy chain.
 When placing order, please indicate DMX address (refer to DMX Address example below).
 DMX address will be listed on the back of each fixture.



Fixture	DMX Address	
	Intensity Control (ex. X)	Color Control (ex. X+1)
#1	1	2
#2	3	4
#3	5	6

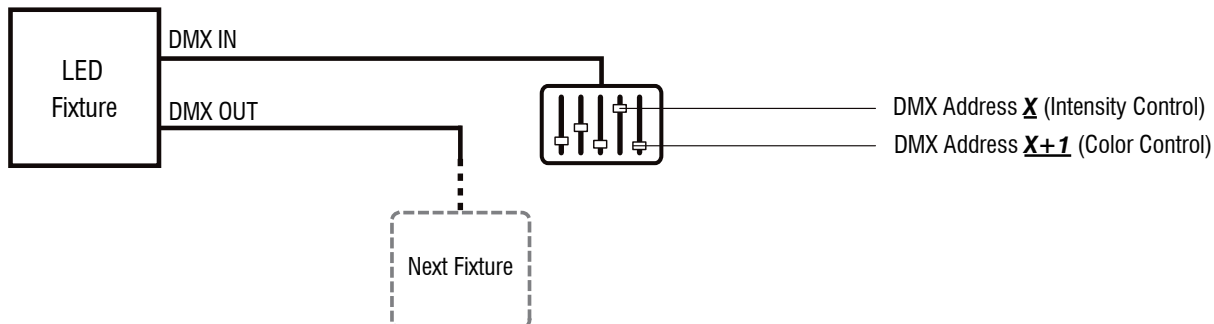
The LED fixture provide RJ45 Socket or XLR socket to connect. (DMX cable NOT included.)
 The final fixture should be terminated by the use of DMX Terminator (by others).

RJ45 Sockets

XLR Sockets

CONNECTION	RJ45 (CAT5e)	5-PIN XLR
Common	WHITE/BROWN(PIN7) & BROWN(PIN 8)	PIN 1
Signal -	ORANGE(PIN 2)	PIN 2
Signal+	WHITE/ORANGE(PIN 1)	PIN 3
Spare	-	PIN 4
Spare	-	PIN 5

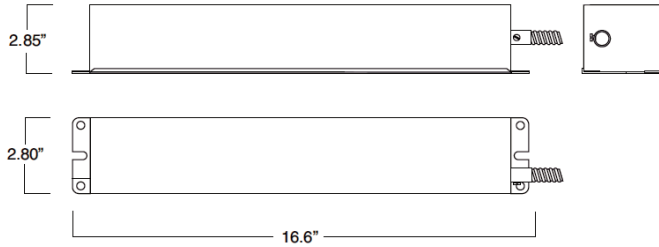
DMX Wiring Diagram



Zeta 10 Series - Tunable White Version (ColorFlip™)



Remote Emergency Pack



Emergency Pack Lumen Output Table

CCT	6500
Lumen	2000 lm

Mounting with standard ceiling recessed Junction BOX

